



2004-2003



/

.1999



:

□

:

-

:

-

- (102)

□

:

-

(Growth Competitiveness Index (GCI))

-

:(

(Business Competitiveness Index (BCI))

:- □
-
-
-(GCI)

(GDP per capita (PPP))

(4000)

(17000 – 4000)

17000

. 4106

:2004-2003

:

2003

:(1)

34	2	1	20	65	61	74	38	58	
									*(102)
20	17	2	15	63	68	66	32	57	
42	14	2	44	82	43	51	32	56	
48	1	2	9	54	71	96	57	68	

%97.8

(102)

.*

-

(102)

(22)

-

(21) (19)

-

(65)

(80)

(61)

1

(80)

(102)

(34)

2003

(32)

(80)

(44)

2002

80

2003

1

.2002

:
 (102) (20) () .1
 (80) (40)
 . (18)
 :
 (102) (15) : -
 (102) (23) :
 (102/16)
 (102/22)
 .(102/6)
 (102) (33) : -
 :
 ()
 (102/28)
 .(102/35) (102/35)

.2
 (44) (102) (42)
 (40) (80)
 :
 (39) : -
 (102)
 :
 (102/20) (102/14)

		(102/42)		
				.(102/44)
(102)	(18)	:		-
			:	
		(102/28)		
		(102/18)		
		.(102/18)		
	(102)	(59)		
(102)	(48)			.3
	(80)	(51)		
				(46)
		:		
	(102)	(47)	:	-
:				
(102/48)				(102/44)
		.(102/48)		
(102)	(46)	:		-
		:		
		(102/8)		
				(102/11)
		.(102/19)		

2 (77) (28) :

.(102/11) :

2003 & 2002 :2

2003			2002			
*)	*)	*)	
	102 ((80		(80	
66.7	34	60	32	45	44	
80.4	20	77.5	18	50	40	-
58.8	42	50	40	45	44	-
52.9	48	42.5	46	36.3	51	-

(1) *

%100

102 80 2003 2002

(10) (Non-core countries)

(77)

() Core Countries

() Non-core countries

)

.(

0.19 2002

:

2003

:(3)

41	2	1	20	52	49	83	33	58	(101)
59	2	4	20	51	49	88	38	55	
35	2	1	19	55	49	81	29	61	

-

(101)

-

(54)

(80)

(51)

(80)

2003

(101)

(41)

(41)

(80)

(53)

2002

:

(35)

.1

(80)

(48)

(101)

(35)

:

(³95/7)

(95/16)

(95/12)

(102/23)

(102/29)

(102/22)

(102/20)

(102/28)

.(102/24)

.2

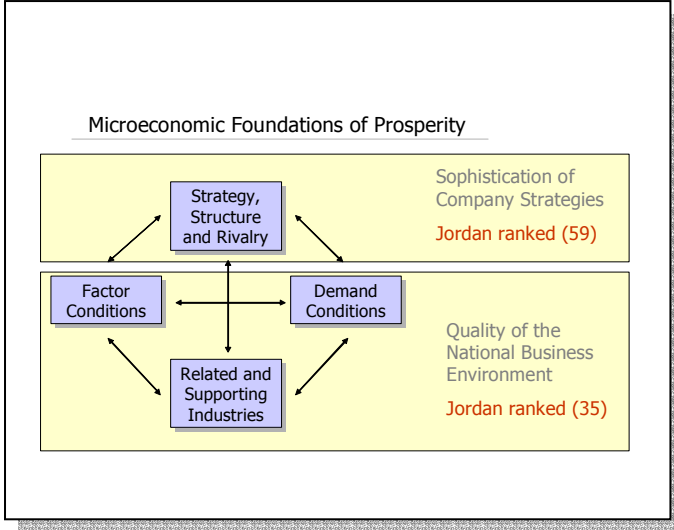
(101)

(59)

(80)

(59)

(57)



:

(102/46)

(102/26)

(102/37)

.(95/36)

2003 & 2002

: 4

2003				2002		
*)	*)	*)	
(101	(80	(80	
59.4	41	48.8	41	33.8	53	
41.6	59	28.8	57	26.3	59	-
65.3	35	56.3	35	40	48	-

(1)

*

%100

101 80 2003 2002

2003

2003

3


102

95

(Non-core countries)

(77)

(17)



.(5)

:(5)

) (102		
102/52		
102/60		
102/37		
102/51		
102/48		
102/68		
102/62		
102/60		
102/58		
102/59		
102/46		
102/23		
102/48		
102/42		
102/52		
102/45		
102/30		
102/31		
102/36		

.(Underachievers)

(Upside Potential)